


**NIAGARA REGION PCA  
HIGH PERFORMANCE DRIVING SCHOOL  
FLAGS AND THEIR MEANINGS**




**GREEN FLAG** – Means “GO” Track conditions are good and the current session is in progress.



**YELLOW FLAG** – Exercise caution. Track conditions are not optimal. If the flag is waving, exercise extreme caution. Possibly dangerous conditions are in your immediate area. **NO PASSING.**



**BLACK FLAG** – If pointed at you directly, you need to come into the pits. Someone needs to talk to you. Full course black flag means everybody needs to come into the pits. **NO PASSING** under full course black flag. **DO NOT ASSUME YOU HAVE DONE ANYTHING WRONG.**



**BLUE FLAG** –There is a faster car approaching from behind. Check your mirrors and give proper point-by at next earliest legitimate passing zone.




**DEBRIS FLAG** – Be on the look-out for debris on track. This can include but not limited to car parts, standing water, rain, dropped fluids, slippery conditions, dirt, speedy-dri or any other foreign matter on track.




**MEATBALL FLAG** – If this is displayed to you, there is something mechanically wrong with your vehicle. You need to come into the pits. If you know you are dropping fluid, you need to drive “off-line”



**RED FLAG** - ALL action on track needs to come to a **STOP**. First, check you mirrors, then pull off-line and come to a controlled stop within sight of the next flag station as quickly and as **SAFELY** as you can. Wait for flag station for indication on when you can move again.



**WHITE FLAG** – There is a slow moving vehicle on track. This can be an emergency or safety vehicle, or it can be a fellow track participant. In either case, proceed cautiously upon approaching slower vehicle.



**CHECKER FLAG** – Session is over. **NO PASSING.** You should try to “cool-down” on your way back to the pits but be mindful of traffic behind you. You need to maintain a reasonable pace on the way back.